




## SENTINEL 24-7 MOLD & MILDEW RESISTANT COATINGS MATRIX

| SENTINEL 24-7  | FINISH                        | SUBSTRATE  | GLOSS  | COVERAGE  | DRY TIME        | APPLICATION METHOD  | SPRAY TIP SIZE |
|--|-------------------------------|--|--|---|-----------------|---|----------------|
|  <p><b>PREMIUM</b></p>               | TINTABLE<br>WHITE OR<br>CLEAR | Interior & Exterior building surfaces Including: plaster, wallboard, sheetrock, concrete, masonry block, wood, primed metals and galvanized metals | WHITE:<br>Matte<br><br>CLEAR:<br>Gloss           | SMOOTH SURFACES:<br>Approx. 300 Sq. Ft. per Gallon<br><br>POROUS SURFACES:<br>Approx. 80-125 Sq. Ft. per Gallon     | Approx. 2 Hours | Apply with a paint brush, roller (1/2" nap recommended) or airless sprayer. Use an airless spayer with 2500 psi or greater. | .15-.19        |
|  <p><b>INTERIOR</b></p>              | TINTABLE<br>WHITE OR<br>CLEAR | Interior building surfaces Including: plaster, wallboard, sheetrock, concrete, masonry block, wood, primed metals and galvanized metals            | WHITE:<br>Eggshell<br><br>CLEAR:<br>Gloss        | SMOOTH SURFACES:<br>Approx. 300 Sq. Ft. per Gallon<br><br>POROUS SURFACES:<br>Approx. 80-125 Sq. Ft. per Gallon     | Approx. 2 Hours | Apply with a paint brush, roller (1/2" nap recommended) or airless sprayer. Use an airless spayer with 2500 psi or greater. | .15-.19        |
|  <p><b>CONSTRUCTION COATING</b></p> | CLEAR                         | Interior building surfaces Including: plaster, wallboard, sheetrock, concrete, masonry block, wood, primed metals and galvanized metals            | CLEAR:<br>Semi Gloss                             | SMOOTH SURFACES:<br>Approx. 300 Sq. Ft. per Gallon<br><br>POROUS SURFACES:<br>Approx. 80-125 Sq. Ft. per Gallon     | Approx. 2 Hours | Apply with a paint brush, roller (1/2" nap recommended) or airless sprayer. Use an airless spayer with 2500 psi or greater. | .15-.19        |
|  <p><b>ZERO</b></p>                | TINTABLE<br>WHITE OR<br>CLEAR | Interior building surfaces Including: plaster, wallboard, sheetrock, concrete, masonry block, wood, primed metals and galvanized metals            | WHITE:<br>Eggshell<br><br>CLEAR:<br>Gloss        | SMOOTH SURFACES:<br>Approx. 300 Sq. Ft. per Gallon<br><br>POROUS SURFACES:<br>Approx. 80-125 Sq. Ft. per Gallon     | Approx. 2 Hours | Apply with a paint brush, roller (1/2" nap recommended) or airless sprayer. Use an airless spayer with 2500 psi or greater. | .15-.19        |
|  <p><b>ZERO HIGH-BUILD</b></p>     | TINTABLE<br>WHITE             | Interior building surfaces that require a thick coating like uncoated sheetrock and porous surfaces  | WHITE:<br>Eggshell                               | SMOOTH SURFACES:<br>Approx. 100-200 Sq. Ft. per Gallon<br><br>POROUS SURFACES:<br>Approx. 80-125 Sq. Ft. per Gallon | Approx. 2 Hours | Apply with a paint brush, roller (1/2" nap recommended) or airless sprayer. Use an airless spayer with 2500 psi or greater. | .19-.25        |
|  <p><b>ZERO HVAC</b></p>           | TINTABLE<br>WHITE OR<br>BLACK | Interior HVAC surfaces including: insulation and metal duct materials  | WHITE:<br>Semi Gloss<br><br>CLEAR:<br>Semi Gloss | SMOOTH SURFACES:<br>Approx. 100-200 Sq. Ft. per Gallon<br><br>POROUS SURFACES:<br>Approx. 80-125 Sq. Ft. per Gallon | Approx. 2 Hours | Apply with a paint brush, roller (1/2" nap recommended) or airless sprayer. Use an airless spayer with 2500 psi or greater. | .19-.25        |

For Best Results: Refer to product label prior to use.

For additional information or assistance with our products, please call Sentinel Technical Support at 800-373-0633